




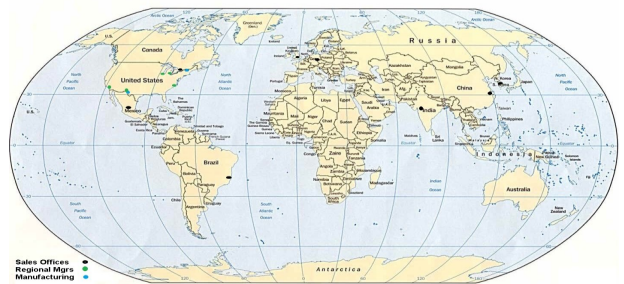

180B AWG Blocked Transmission Wire

SAE TXL Dimensions, 180°C, 60V, Bare Copper

- Highly Engineered EXRAD® 180B Irradiation Crosslinked Fluoroelastomer
- Custom-Engineered Silicone Fluid Blocking Material
- Survives Temperature Spikes of 270°C and Higher
- Performs in Engines and Transmissions When Other Products Crack and Leak
- More Robust Performance for Today's Longer Warranties
- Blocks Fluid Migration Through Conductor Strands



Product Number	Standard Conductors Bare Copper	Nom. Conductor Diameter		Nom. Insulation Thickness		Nom. Finished OD		Nom. Finished Weight (lbs/mft)	Ampacity At 40°C in Free Air
		in.	mm.	in.	mm.	in.	mm.		
EXRAD-XBT-24XX	24 (7/32)	.024	.61	.016	.41	.054	1.37	2.91	6
EXRAD-XBT-22XX	22 (7/30)	.031	.79	.016	.41	.063	1.60	3.96	11
EXRAD-XBT-20XX	20 (7/28)	.038	.97	.016	.41	.070	1.78	5.58	15
EXRAD-XBT-18XX	18 (19/30)	.049	1.19	.016	.41	.081	1.98	7.34	21
EXRAD-XBT-16XX	16 (19/29)	.057	1.45	.016	.41	.089	2.26	10.25	28






180B AWG Blocked Transmission Wire

Property / Attribute		SAE J-1128 TXL Requirement	EXRAD 180B 18 AWG Typical Performance	
Flex Life				
Flex Test	Per Modified ISO 14572	NA	NA	
Dielectric Strength				
Dielectric Test	Wet Dielectric after 5 hour soak	1 kV 1 min.	5 kV 30 min.	
Flame Resistance				
Flame Test	Maximum time after burn	70 Sec	1 sec	
Thermal Performance				
Cold Bend	4 hours at temperature no cracks / breakdown	-40°C	-55°C	
Temperature Rating	240 Hours @213°C heat aging	155°C	213°C	
Temperature Rating	3000 Hours @180°C	125°C	180°C	
Mechanical Properties				
Tensile	Minimum psi	1500	3800	
Elongation	Minimum %	150	320	
Abrasion	Sand Paper Resistance Length in.	10	31	
Abrasion	Scrape Cycles	None	1400	
Pinch	Pounds	None	26	
Hydrolysis Resistance				
Hydrolysis Resistance	168 Hours @ 75°C salt water immersion and 48 volts DC, no cracks, no dielectric failure	Pass	Pass	
Ozone Resistance				
Ozone Test	192 Hours @ 65°C 100 pphm no cracks	Pass	Pass	
Fluids				
Engine Oil	ASTM D471, IRM-902	50 +/-3 °C	15% Max.	0%
Gasoline	ASTM D471 Ref. Fuel C	23 +/-5 °C	15% Max.	0%
Brake Fluid	SAE-J-1703	50 +/-5 °C	None	0%
Ethanol	85% Ethanol + 15% ASTM D471, Ref. Fuel C	23 +/-5 °C	15% Max.	0%
Diesel Fuel	ASTM D471, 90% IRM-903 + 10% p-xylene	23 +/-5 °C	None	0%
Power Steering	ASTM D471, IRM-903	50 +/-3 °C	30% Max.	0%
Auto Transmission	Citgo #33123 SAE-J311	50 +/-3 °C	25% Max.	<2%
Methanol		23 +/- 5°C	15% Max.	0%
Engine Coolant	50% Ethylene Glycol + 50% distilled Water	50 +/-3 °C	15% Max.	0%
Battery Acid	H ₂ SO ₄ Specific Gravity = 1.260 +/- .005	23 +/-5°C	5% Max.	0%

We cannot anticipate all conditions under which this information and our products or the products of other manufacturers in combination with our products may be used. We accept no responsibility for results obtained by the application of this information or the safety and suitability of our products alone or in combination with other products. Users are advised to make their own tests to determine the safety and suitability of each such product combination for their own purpose. Unless otherwise agreed in writing, we sell the products without warranty, and buyers and users assume all responsibility and liability for loss and damage arising from the handling and use of our products whether used alone or in combination with other products

Jun-18



Manufacturing Locations:
Colchester, Vermont
El Paso, Texas
www.champcable.com